


Fotodok

Sanne van Os


Nominated best video - 2023

Table of content


Research



Devise



Translate



Create





Idea

Research

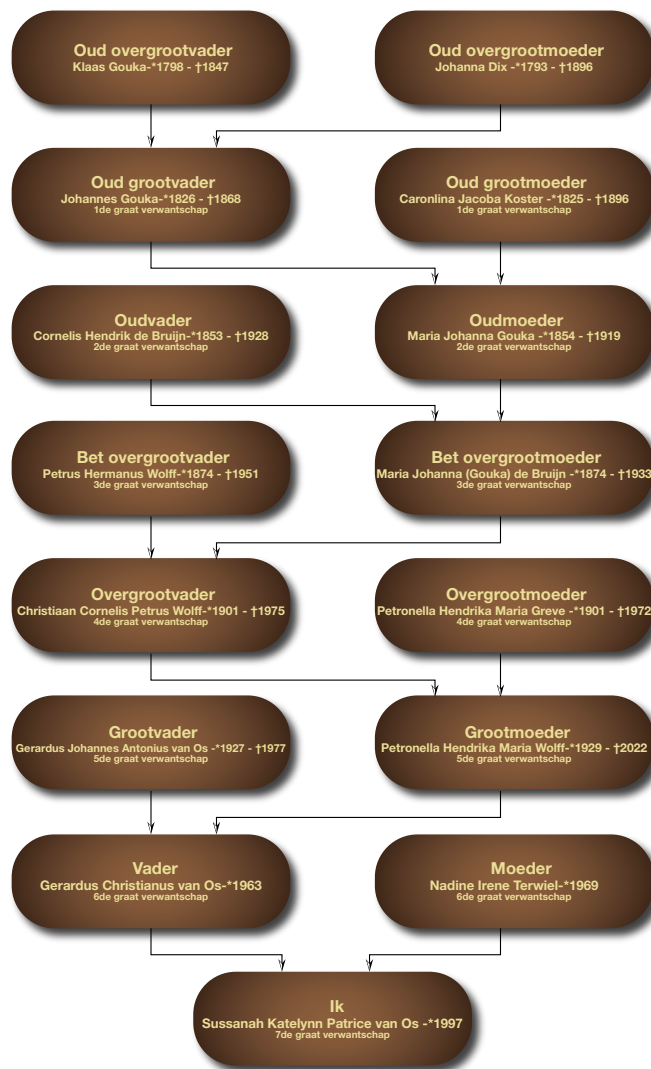
He met Johanna Dix through his work. With whom Klaas had fallen deeply in love. Immediately after his barrow sentence, he married Johanna Dix, 5 years his senior, in Utrecht. He has 8 children with Johanna Dix. Stijntje, Johannes, Wilhelmina, Pieter, Hermina, Nicolaas, Johanna and Willem Gouka.

Our Klaas Gouka died on June 10, 1847 in Utrecht. They lived happily together for 22 years. Stijntje, Wilhelmina, Hermina died before Klaas. Johannes was 21 years old, Pieter was 18 years old, Nicolaas was 14 years old, Johanna was 13 years old and Willem was 7 years old when Klaas died.

Johannes Gouka married Carolina Jacoba Koster on August 27, 1851 in Utrecht. They have 8 children. Johanna Maria, Maria Johanna, Johannes Hendrikus, Johanna Maria Clasina, Carolina Maria Klazina and two boys Johannes Hendrikus Petrus. Of which my great-mother Maria Johanna was 64 years old and lived in the Sion-skamers (Nieuwegracht 89 in Utrecht) in 1874.

Maria Johanna marries Cornelis Hendrik de Bruijn. And they have 8 children. The eldest named Maria Johanna who can be seen on the left in the photo. Her husband again in the middle called Petrus Hermanus Wolffen, my great-grandfather as a small child Christiaan Cornelis Petrus Wolff.

So my idea is to let the photos create a short and powerful image and then reinforce it with video.



Start photography, text and film

Research

What was involved?

The first few things was this: take pictures of the stud books and verdict.
The verdict was successful due to an exception from the Utrecht Archives. I even had the opportunity to film it and now have all the details for my own genealogy. However, I was not given an exception for the studbooks. I found this online and searched page by page for Klaas Gouka.

story would go.

I've also been doing more genealogy work like finding out who died and when if we were missing it.

Now that the most important images were there, it was the text's turn. It has undergone many changes in recent weeks. One time the text was too long and took 8 minutes. Other times it felt too formal and like someone was talking about you instead of talking from yourself. I think I have 8 versions of this text.

For possible images, I also found Aard van Houten/Holten in the National Archives. Also both Klaas and Aart birth and death. In this process I even had to email archives as so public documents said they were public but it was not public. So it was adapted thanks to this project. At the time I was still very open about how the

This image shows an open genealogical book. The left page is titled 'Namen en Toezamen' and contains a table with columns for names, birth dates, and death dates. The right page is titled 'Verdict' and contains a table with columns for names, birth dates, and death dates. The text is handwritten in Dutch.

This image shows another open genealogical book. The left page is titled 'Namen en Toezamen' and contains a table with columns for names, birth dates, and death dates. The right page is titled 'Verdict' and contains a table with columns for names, birth dates, and death dates. The text is handwritten in Dutch.

This image shows a third open genealogical book. The left page is titled 'Namen en Toezamen' and contains a table with columns for names, birth dates, and death dates. The right page is titled 'Verdict' and contains a table with columns for names, birth dates, and death dates. The text is handwritten in Dutch.

This image shows a fourth open genealogical book. The left page is titled 'Namen en Toezamen' and contains a table with columns for names, birth dates, and death dates. The right page is titled 'Verdict' and contains a table with columns for names, birth dates, and death dates. The text is handwritten in Dutch.


Photography

Devise

The first photos from the left became the final photos. I looked for the right place, especially with the dike photos. One without all the details of this time. I went to the Hondsbossche Zee-wering in North Holland for this. I was lucky to have the right weather.



Before prison I went to the Koepel prison in Haarlem. It is an old prison rebuilt for people and companies. However, there were also old buildings around it as you can see in the right photo. This bed was also in the building. Which was exactly what I was looking for.



I wanted a forest path for Klaas' long journey. What seemed far away. For this I went to Anna's farm in Hilversum. There are beautiful paths here and here too I found the right photo.



There was a challenge for the cheese sandwiches. What kind of bread did they eat, do we now make that bread and the cheese. Which cheese, how did they eat it? So I decided to buy a good sandwich that she tore off during that time. I then made ship's rusk with flour, water and salt. What I found online is that they cut the cheese into slices or cubes, but for me cubes of cheese felt the most appropriate. I played with composition and possibly the shirt.



Photography #2

Devise

The first photos from the left became the final photos. I had the most trouble photographing the shirt. My intention was for it to feel like someone was showing you the shirt. But it started with an idea to do it in a frame. I later didn't do this idea because I didn't think it suited Klaas and the story.

The Willem's Barracks was removed in 1870 and converted into residential houses. The gate may well have stood at that location. The place where the building now stands is where the Willem's Barracks originally stood. It also fit the story well and again tried hard not to have any hints that it was shot in 2023.



A photo of me around the dike. I got help from my family and friend about these photos. I wanted as many people as possible to sympathize with Klaas' story. Sometimes about where the photo can be taken or how. But also looked at which ones fit best. I took their feedback into account but also processed it in my own way.

Of course I took more photos than this one to give an idea of what it could be and what it has become.




Character design

Translate

A lot of hours went into this. From the right clothes to the right colors of that time. People were divided into groups according to their color and clothing used during this time. What did Klaas look like as a soldier? He does not belong to the Royal Infantry (the white and blue uniform). I brought in SchoolTV to see a foot soldier from 1800 in the Netherlands.

Also make the family afterwards. They have to be similar, but not 100 percent. The constable also had his own uniform and of course I don't know that by heart. So a lot of research went into creating these characters for this time.

Also the food I wanted to animate. I used my self-made wood texture. The hands were enlarged and then made into beer and pea soup.



Film

Create


Results and process video/text

First about the photos. I edited all the photos I took in Photoshop. In the right light and the right contrasts and then change them to black and white and again to sepia. Of course, after the process of choosing the right photos. With some another option because I couldn't choose.

I spent entire weekends working on the video. What happens in the text, what do I want to see? Of course there are areas for improvement and some animations could be made more flexible. I really wanted to give it value to the story. I have been working on subtitles and also translated them. I translated because I know that not everyone speaks Dutch and I wanted as many people as possible to watch this video. I gave all credits at the end of the video, for example on the map where it should be. I have clearly indicated from which sites I found my photos. And this while I am new to Adobe Animate and Adobe Premiere Pro.

Then I processed all the text in Adobe XD. And the information on photos was retrieved and translated back into English. I created and updated a YouTube for a clear image and chose YouTube because my quality did not deteriorate. You can watch this on HD 1080.

Sanne van Os | 1GV6
nr. 135



Results and process video/text

I tried very hard. Me and my father had been doing genealogy for years. This project was super fun and stressful. I really hope that it shows that I have been working on this. From start to finish. Changing ideas about how the story is told that recording. Then discuss with my father about the length of the text and how it is told. Because ultimately he is the voice of Klaas. I have a small background in photography but almost nothing in animation. Let alone documentary. This was quite a challenge and I really hope that I did the story and the assignment well.



Deserteur



English video

Nederlands video

Text / Foto

Mijn naam is Nicolaas Claas, maar iedereen noemt me Klaas. Ik ben een luitenant. We werken in een klein huis in Amsterdam. Ma, mijn zus, mijn twee broers en ik, Pie is vorig jaar overleden. Maar dat is een ander verhaal om mee te maken voor mijn grote familie. Maar we maken er het beste van.

De Franzen zijn al jaren weg de dierdrijver in gebieden. Op 20-jarige leeftijd moest optekenen voor de Nationale Militie, het laatste luitenant van het Koninkrijk der Nederlanden. Ik moet alle activiteiten en vertrek naar Utrecht om mijn plicht doen, wetende dat die luitenant met een simpele berisping een klein beetje kunnen ontvengen.

Zie geven me een luitenant en vertellen mij dat ik een luitenant ben, een veldkitchen met geweren. De gedachte om elke dag tot 20-kilometer te reizen en erachteraan gerechtsbetreftingen en verhooren te doen. Ik overtuik op een manier dat van gert, vreten, lozen, veldkitchen, bloed en haren, met een vreten kan hier per dag om elke weg te spreken.

Aart is mijn slaaphemmel, maar er is niets veldkitchen aan. Het laatste luitenant onder een dierdrijver luitenant bij elke beweging die wij maken om het in elke luitenant aangenaam om zo dicht op Aart de veldkitchen door te brengen.

GRAFISCH
LYCEUM
UTRECHT
FOTO
DOK